

# Finding Freedmen's Bureau Field Offices Records

88

---



---



---



---



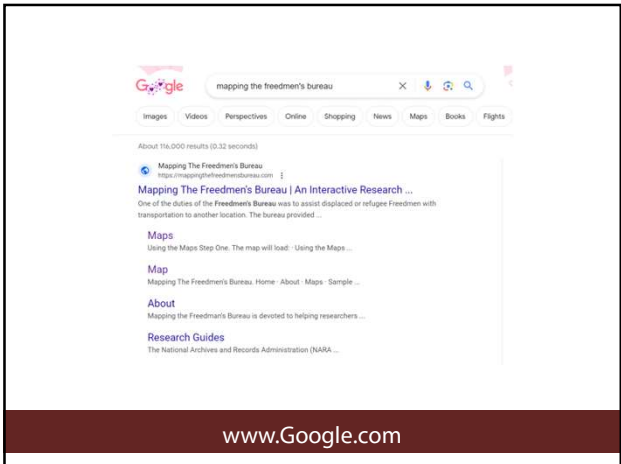
---



---



---



89

---



---



---



---




---



---



---



90

---



---



---



---



---



---



---



91

---

---

---

---

---

---

---

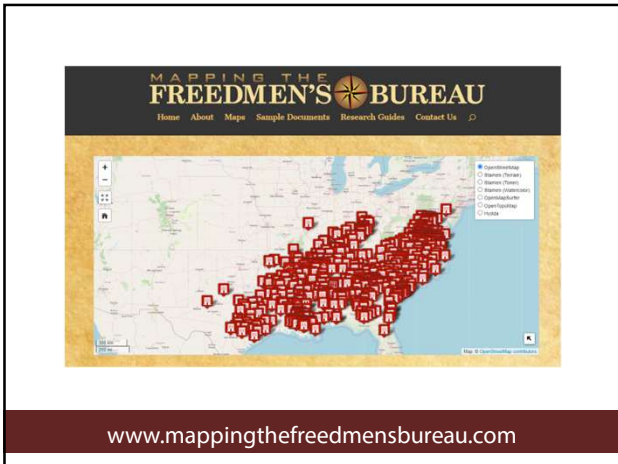
---

---

---

---

---



92

---

---

---

---

---

---

---

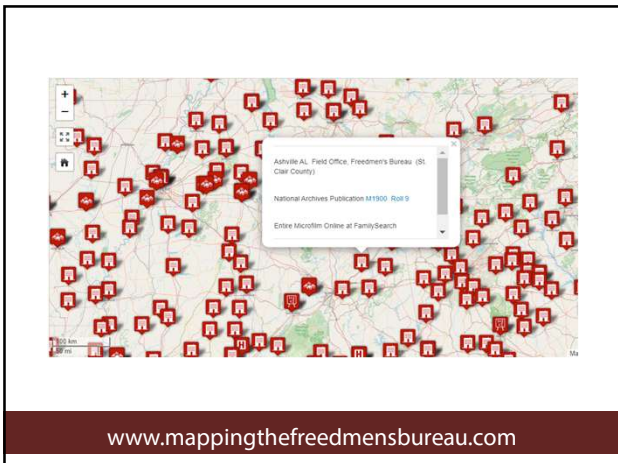
---

---

---

---

---



93

---

---

---

---

---

---

---

---

---

---

---

---



94

---

---

---

---

---

---

---


---

---

---

---

---



Cover Page for a Labor Contract

95

---

---

---

---

---

---

---

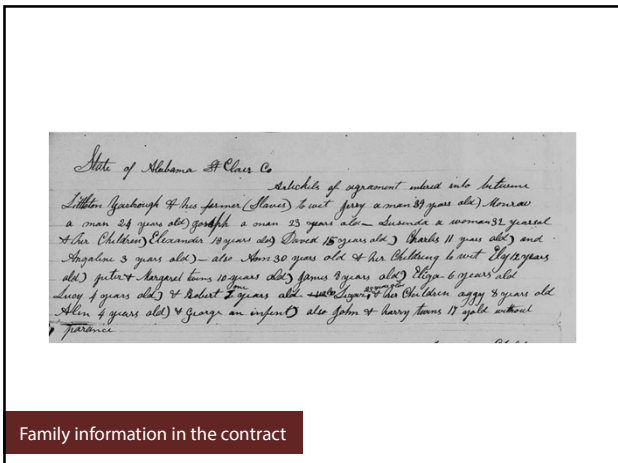
---

---

---

---

---



Family information in the contract

96

---

---

---

---

---

---

---

---

---

---

---

---

# Finding Manuscripts

97

---

---

---

---

---

---

---

---

**Why find manuscripts?**

- If you know the names of the enslavers, it is helpful to find any manuscript collections related to the enslaver
- Use ArchiveGrid to find local manuscripts

98

---

---

---

---

---

---

---

---

The screenshot shows a Google search interface. The search bar contains the text "ArchiveGrid". Below the search bar, there are navigation buttons for "Images", "Login", "Videos", "Perspectives", "Free", "Shopping", and "Search". The search results section shows "About 239,000 results (0.25 seconds)". The first result is from OCLC, with the URL "https://researchworks.oclc.org/archivegrid/" and the title "Archive Grid - ResearchWorks - OCLC". At the bottom of the page, there is a dark red banner with the text "www.Google.com".

99

---

---

---

---

---

---

---

---

100

---



---



---



---



---



---



---



---



---



---

101

---



---



---



---



---



---



---



---



---



---

102

---



---



---



---



---



---



---



---



---



---